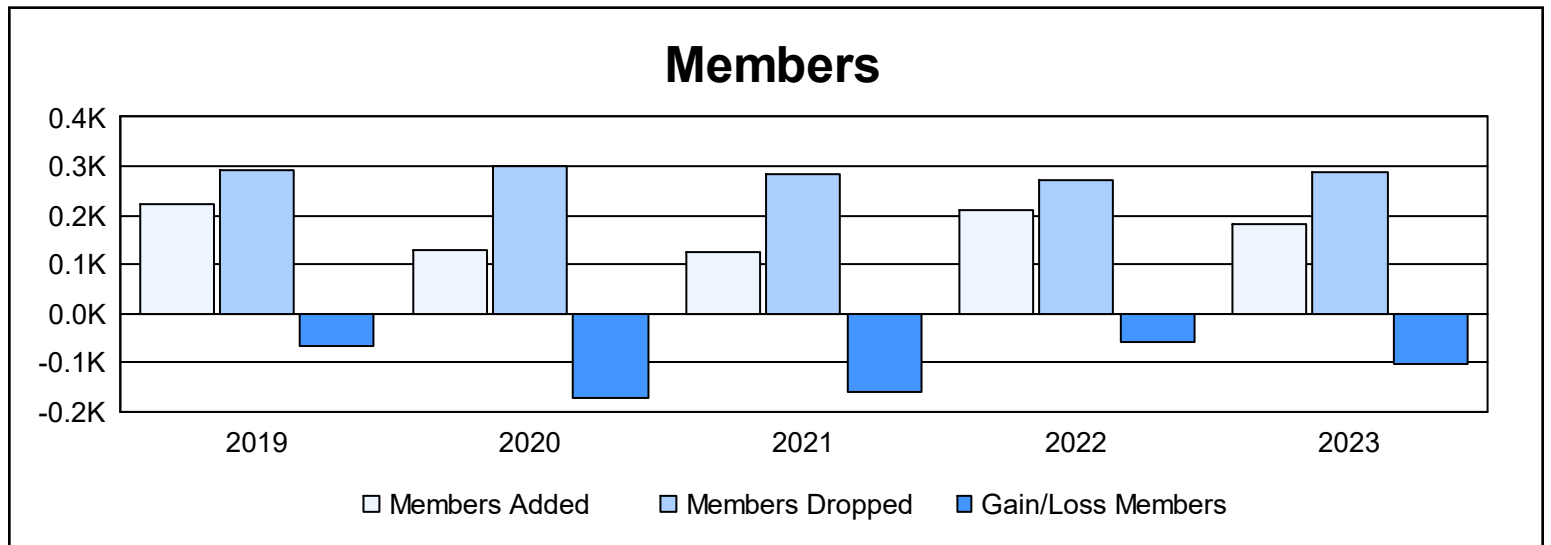
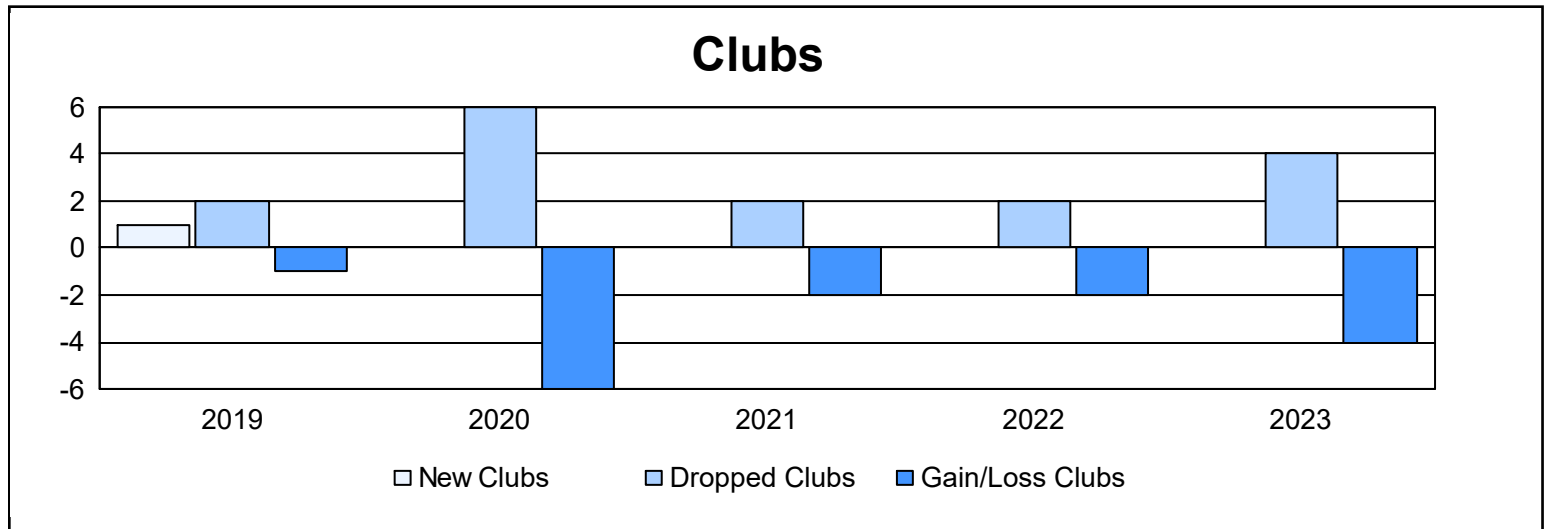
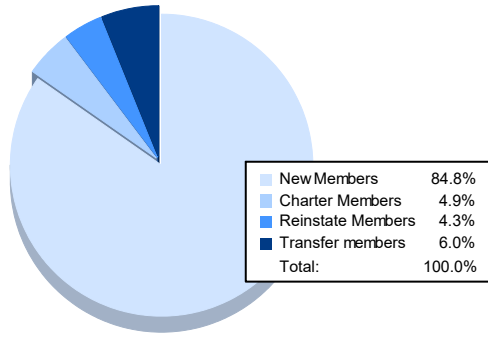


Year	New Clubs	Dropped Clubs	Gain/ Loss Clubs	New Members	Charter Members	Reinstate Members	Transfer Members	Total Member Added	Total Members Dropped	Gain/ Loss Members
2018-2019	1	2	-1	169	32	5	18	224	290	-66
2019-2020	0	6	-6	98	11	3	18	130	301	-171
2020-2021	0	2	-2	94	1	3	26	124	283	-159
2021-2022	0	2	-2	179	2	22	8	211	270	-59
2022-2023	0	4	-4	156	9	8	11	184	288	-104
<b>Average</b>	<b>0</b>	<b>3</b>	<b>-3</b>	<b>139</b>	<b>11</b>	<b>8</b>	<b>16</b>	<b>175</b>	<b>286</b>	<b>-112</b>



### Membership Composition June 2023 Cumulative



### Gender Composition June 2023 Cumulative

